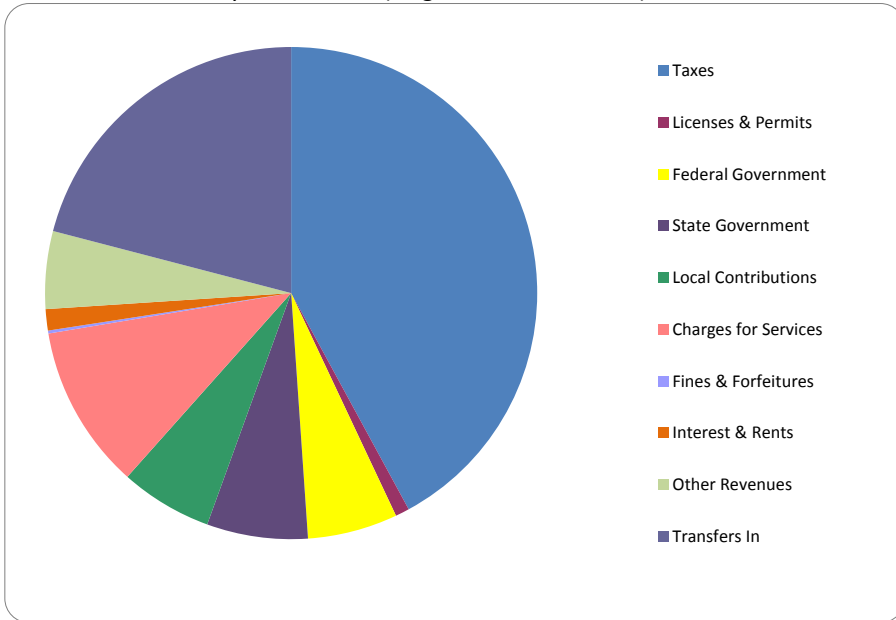


**CITIZEN'S GUIDE TO LOCAL UNIT FINANCES - Grand Traverse County (28-0000)**

REVENUES

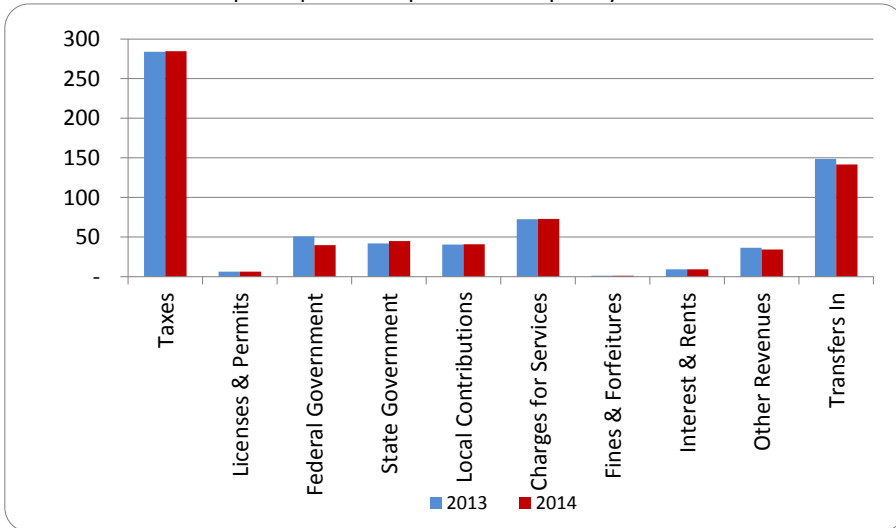
1. Where our money comes from (all governmental funds)



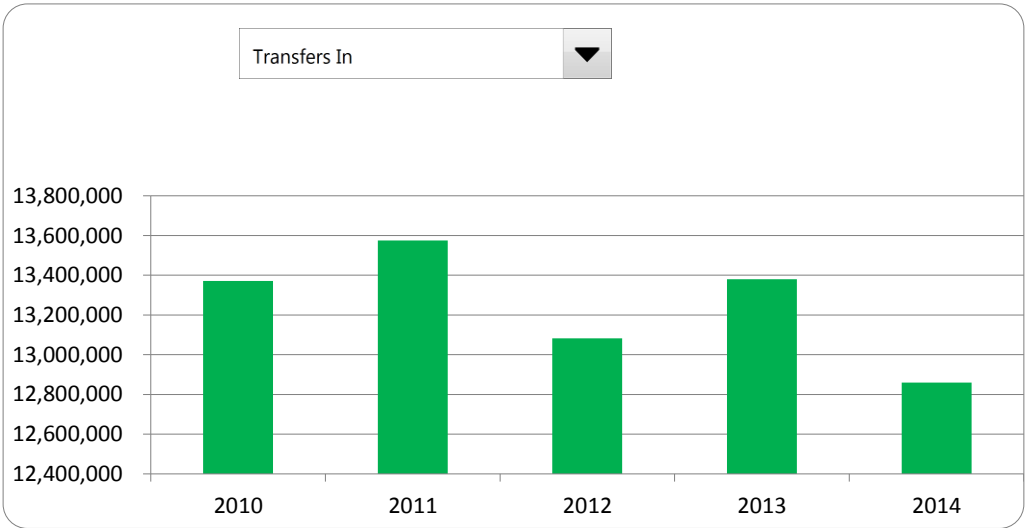
2. Compared to the prior year

	2013	2014	% change
Taxes	\$ 25,549,720	\$ 25,840,580	1.14%
Licenses & Permits	568,975	565,758	-0.57%
Federal Government	4,581,140	3,631,919	-20.72%
State Government	3,782,822	4,073,318	7.68%
Local Contributions	3,644,970	3,713,742	1.89%
Charges for Services	6,547,607	6,622,778	1.15%
Fines & Forfeitures	113,014	118,070	4.47%
Interest & Rents	839,878	858,594	2.23%
Other Revenues	3,273,695	3,132,988	-4.30%
Transfers In	13,380,542	12,859,984	-3.89%
<b>Total Revenues</b>	<b>\$ 62,282,363</b>	<b>\$ 61,417,731</b>	<b>-1.39%</b>

3. Revenue sources per capita - compared to the prior year



4. Historical trends of individual sources



Commentary:

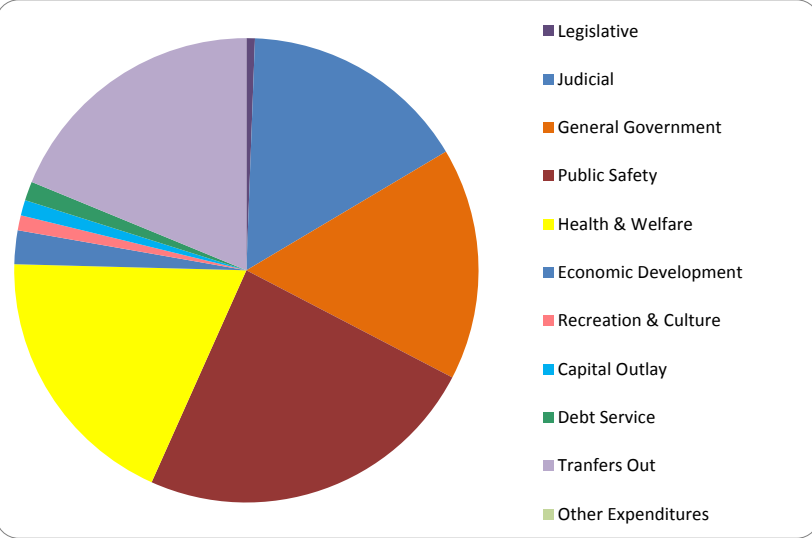
For more information on our unit's finances, contact Dean Bott, Finance Director at (231) 922-4680.

**CITIZEN'S GUIDE TO LOCAL UNIT FINANCES - Grand Traverse County (28-0000)**

**EXPENDITURES**

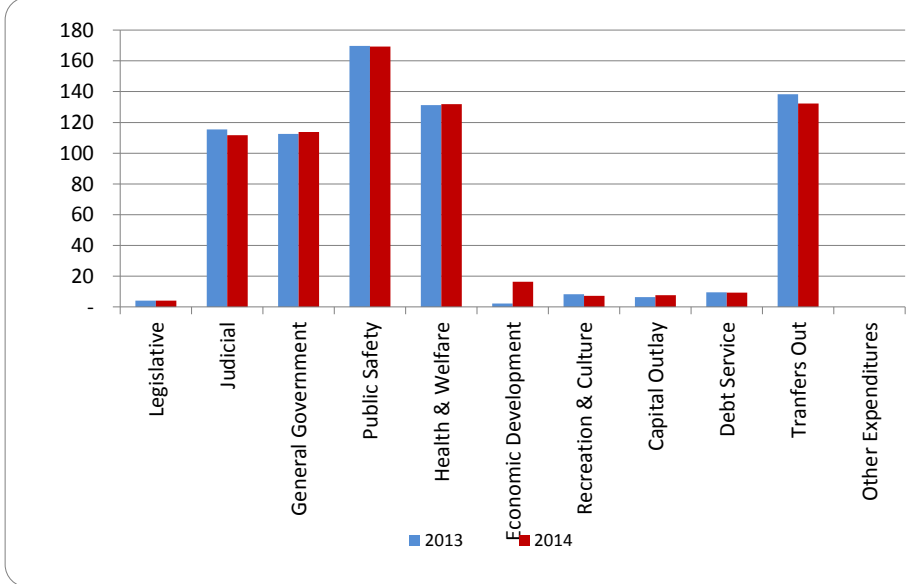
1. Where we spend our money (all governmental funds)

2. Compared to the prior year

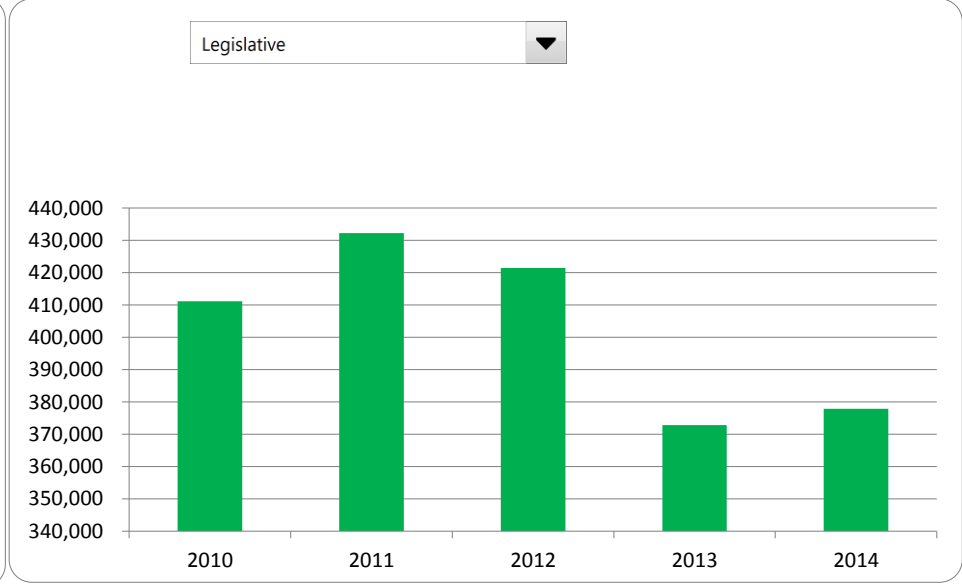


	2013	2014	% change
Legislative	\$ 372,830	\$ 377,888	1.36%
Judicial	10,392,787	10,139,157	-2.44%
General Government	10,122,758	10,334,742	2.09%
Public Safety	15,275,814	15,367,310	0.60%
Health & Welfare	11,808,317	11,964,975	1.33%
Economic Development	213,087	1,497,567	602.80%
Recreation & Culture	741,155	667,140	-9.99%
Capital Outlay	574,062	688,769	19.98%
Debt Service	863,669	847,794	-1.84%
Transfers Out	12,446,277	12,002,873	-3.56%
Other Expenditures	-	-	N/A
<b>Total Expenditures</b>	<b>\$ 62,810,756</b>	<b>\$ 63,888,215</b>	<b>1.72%</b>

3. Spending per capita - compared to the prior year



4. Historical trends of individual departments:

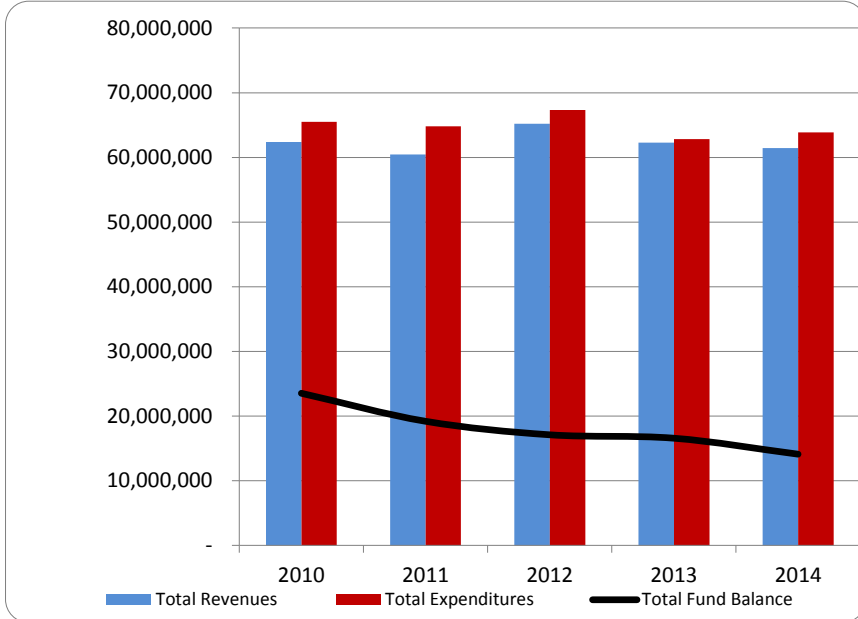


Commentary:

For more information on our unit's finances, contact Dean Bott, Finance Director at (231) 922-4680.

**CITIZEN'S GUIDE TO LOCAL UNIT FINANCES - Grand Traverse County (28-0000)**

1. How have we managed our governmental fund resources (fund balance)?

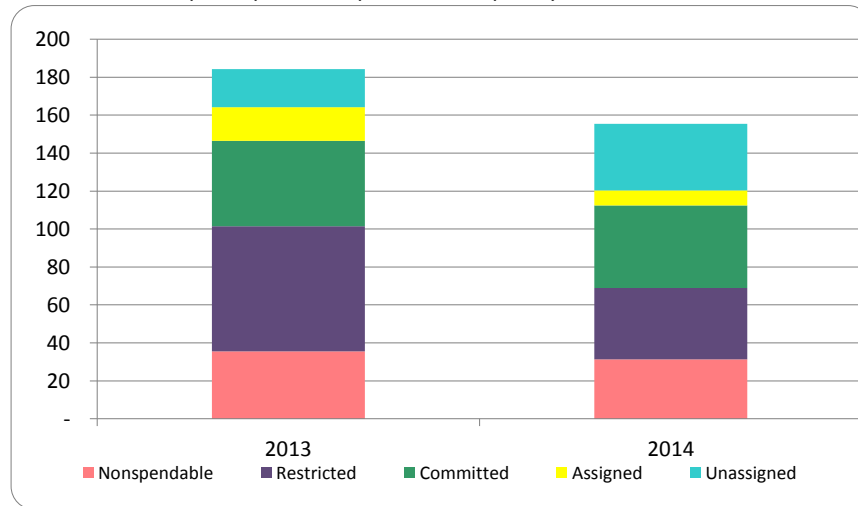


**FINANCIAL POSITION**

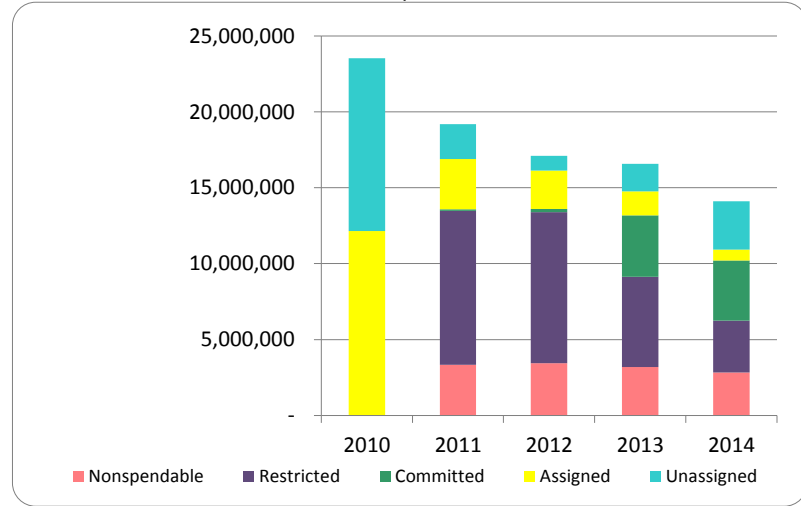
2. Compared to the prior year

	2013	2014	% change
Revenue	62,282,363	61,417,731	-1.39%
Expenditures	62,810,756	63,888,215	1.72%
Surplus (shortfall)	(528,393)	(2,470,484)	367.55%
Fund balance, by component:			
Nonspendable	3,201,752	2,843,112	-11.20%
Restricted	5,924,660	3,410,978	-42.43%
Committed	4,060,735	3,957,767	-2.54%
Assigned	1,581,527	705,645	-55.38%
Unassigned	1,805,432	3,186,120	76.47%
total fund balance	16,574,106	14,103,622	-14.91%

3. Fund balance per capita - compared to the prior year



4. Historical trends of individual components



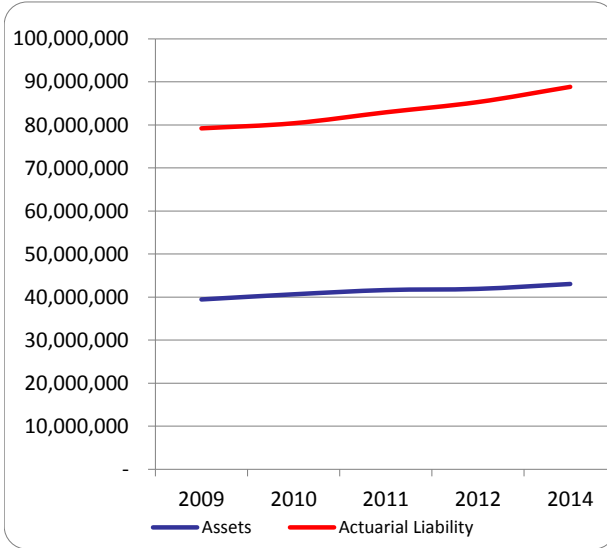
Commentary:

For more information on our unit's finances, contact Dean Bott, Finance Director at (231) 922-4680.

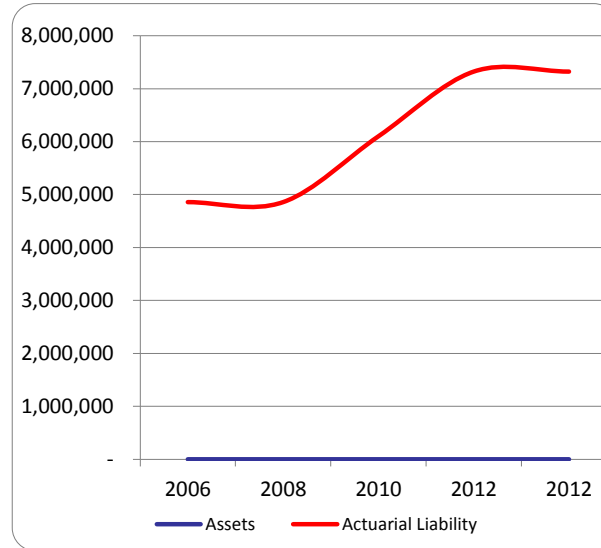
**CITIZEN'S GUIDE TO LOCAL UNIT FINANCES - Grand Traverse County (28-0000)**

**OTHER LONG TERM OBLIGATIONS**

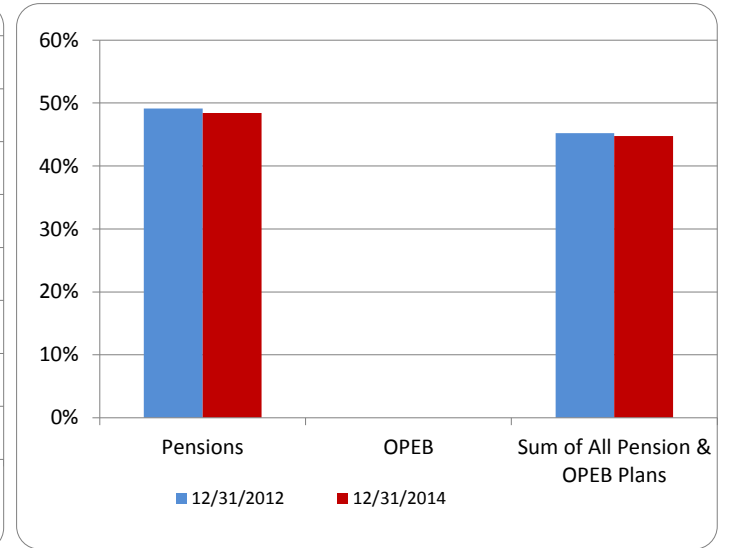
1. Pension funding status



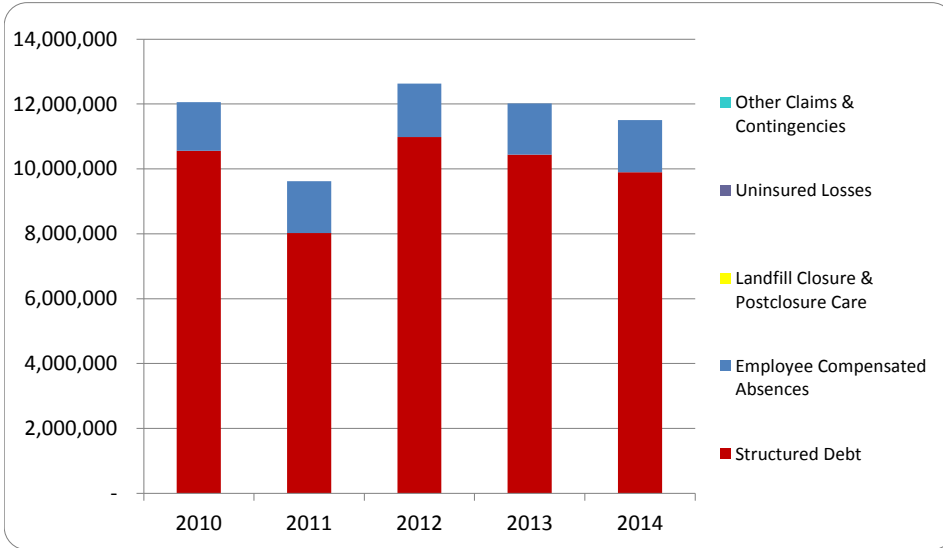
2. Retiree Health care funding status



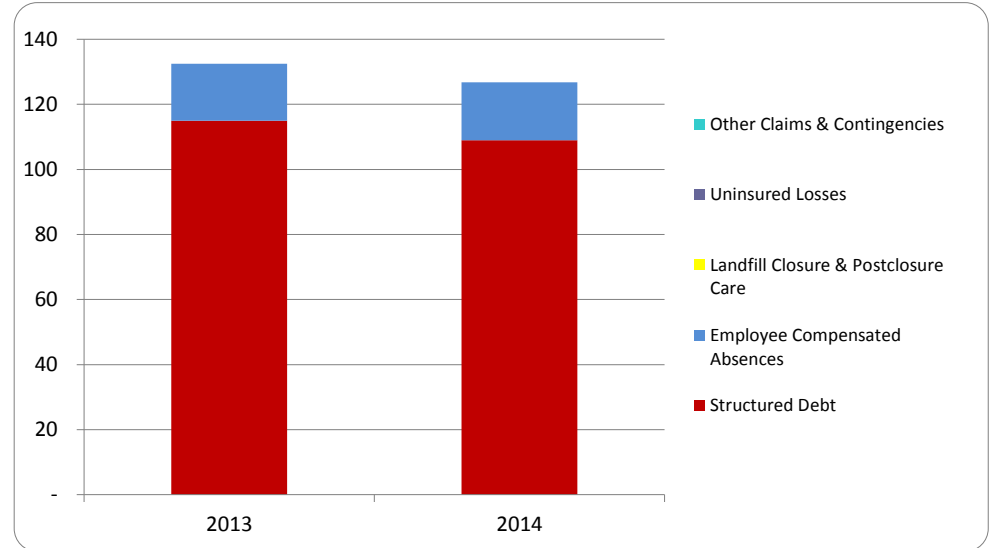
3. Percent funded - compared to the prior year



4. Long Term Debt obligations:



5. Debt & other long term obligations per capita - compared to the prior year



Commentary: