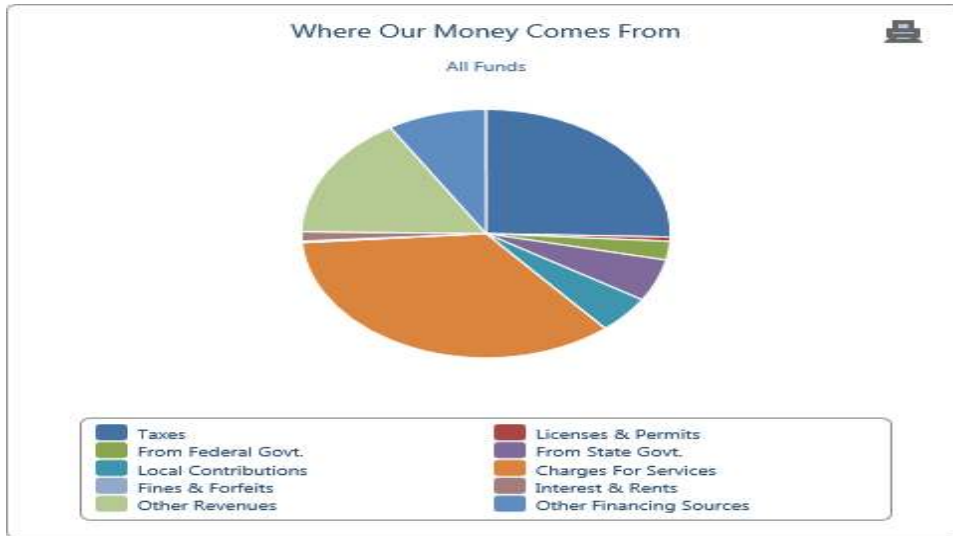


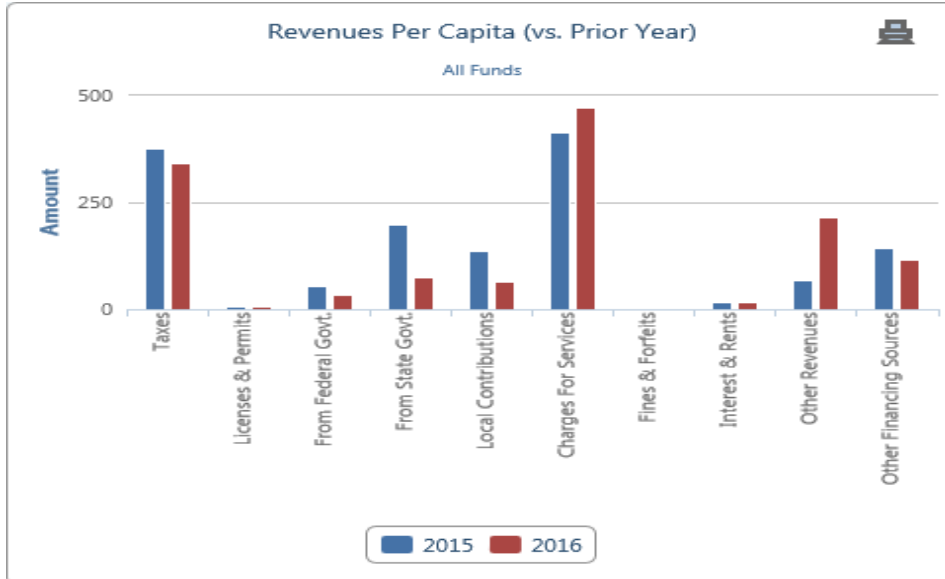
**CITIZENS GUIDE TO LOCAL UNIT FINANCES – Grand Traverse County (28-0000)**

**REVENUES**

**1. Where our money comes from (all governmental funds)**



**2. Revenue sources per capita – compared to the prior year**



**3. Compared to the prior year**

	2015 Data	2016 Data	% Change
<b>Revenues</b>			
Taxes	\$34,290,991	\$31,521,558	-8.08 %
Licenses & Permits	\$631,928	\$703,878	11.39 %
From Federal Govt.	\$4,967,132	\$2,997,564	-39.65 %
From State Govt.	\$17,946,288	\$6,848,208	-61.84 %
Local Contributions	\$12,570,629	\$6,049,307	-51.88 %
Charges For Services	\$37,689,251	\$43,392,357	15.13 %
Fines & Forfeits	\$94,310	\$234,538	148.69 %
Interest & Rents	\$1,422,346	\$1,518,939	6.79 %
Other Revenues	\$6,329,811	\$19,877,414	214.03 %
<b>Total Revenues</b>	<b>\$115,942,686</b>	<b>\$113,143,763</b>	<b>-2.41 %</b>
Other Financing Sources	\$12,915,354	\$10,771,918	-16.60 %

**4. Historical trends of Taxes**



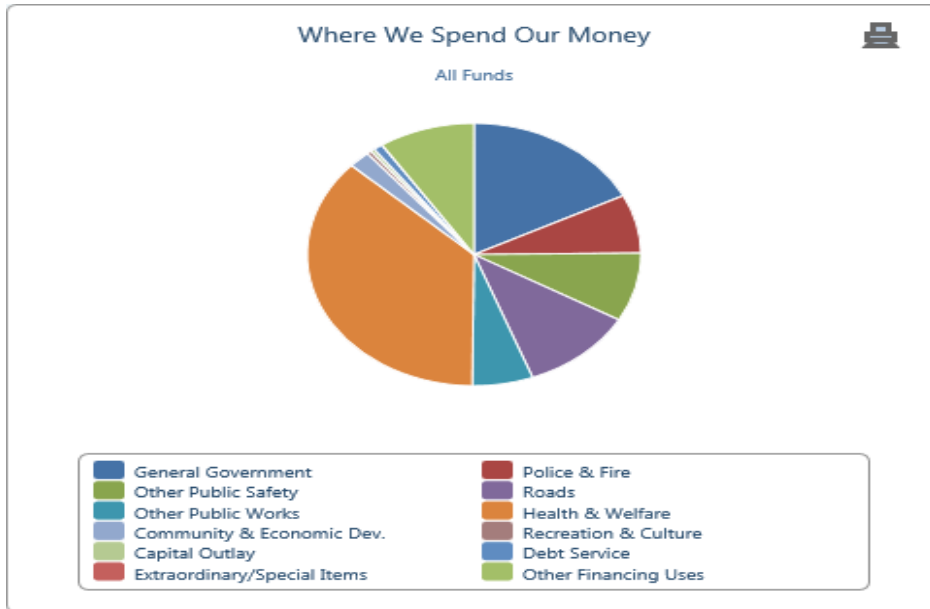
For more details on the Citizens Guide see our website <http://www.co.grand-traverse.mi.us/404/Financial-Dashboard>

For more information on our units finances, contact Heidi Scheppe, Treasurer at (231) 922-4740

**CITIZENS GUIDE TO LOCAL UNIT FINANCES – Grand Traverse County (28-0000)**

**EXPENDITURES**

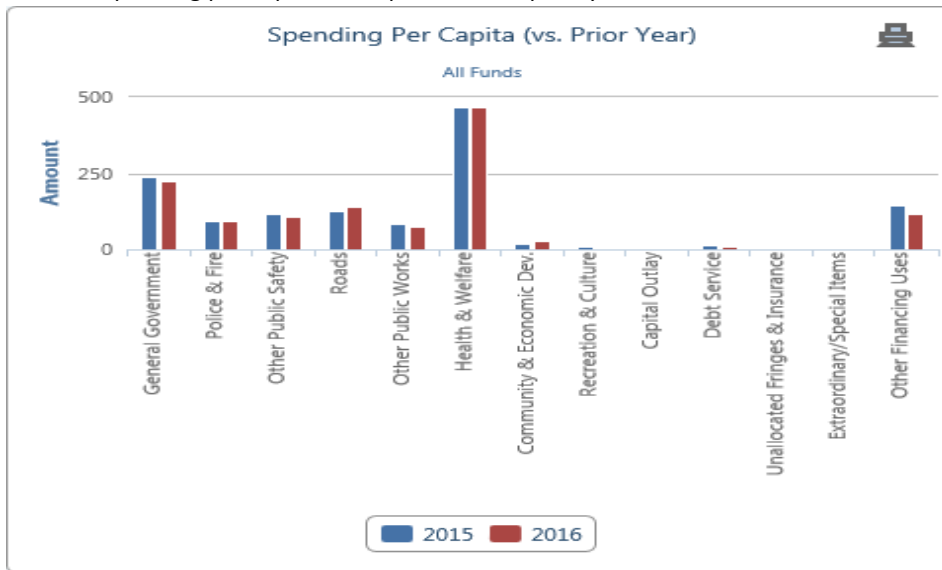
1. Where we spend our money ( all governmental funds)



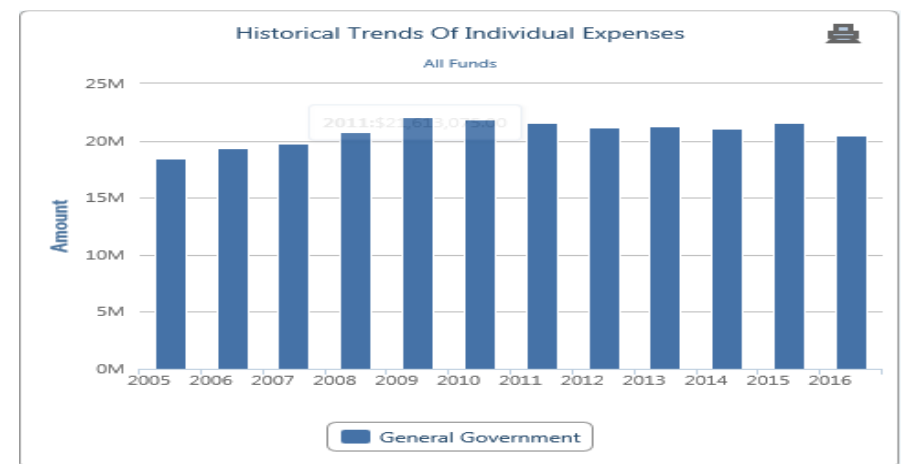
2. Compared to Prior year

	2015 Data	2016 Data	% Change
<b>Expenditures</b>			
General Government	\$21,585,058	\$20,441,404	-5.30 %
Police & Fire	\$8,279,378	\$8,390,174	1.34 %
Other Public Safety	\$10,760,716	\$9,840,061	-8.56 %
Roads	\$11,506,495	\$12,761,281	10.91 %
Other Public Works	\$7,689,696	\$6,845,919	-10.97 %
Health & Welfare	\$42,380,701	\$42,630,368	0.59 %
Community & Economic Dev.	\$1,757,084	\$2,428,760	38.23 %
Recreation & Culture	\$759,599	\$515,381	-32.15 %
Capital Outlay	\$335,792	\$450,035	34.02 %
Debt Service	\$1,131,968	\$1,035,925	-8.48 %
Extraordinary/Special Items	\$0	\$31,277	100.00 %
<b>Total Expenditures</b>	<b>\$106,186,487</b>	<b>\$105,370,585</b>	<b>-0.77 %</b>
Other Financing Uses	\$13,012,869	\$10,771,918	-17.22 %

1. Spending per capita – compared to the prior year



3. Historical trends of General Government



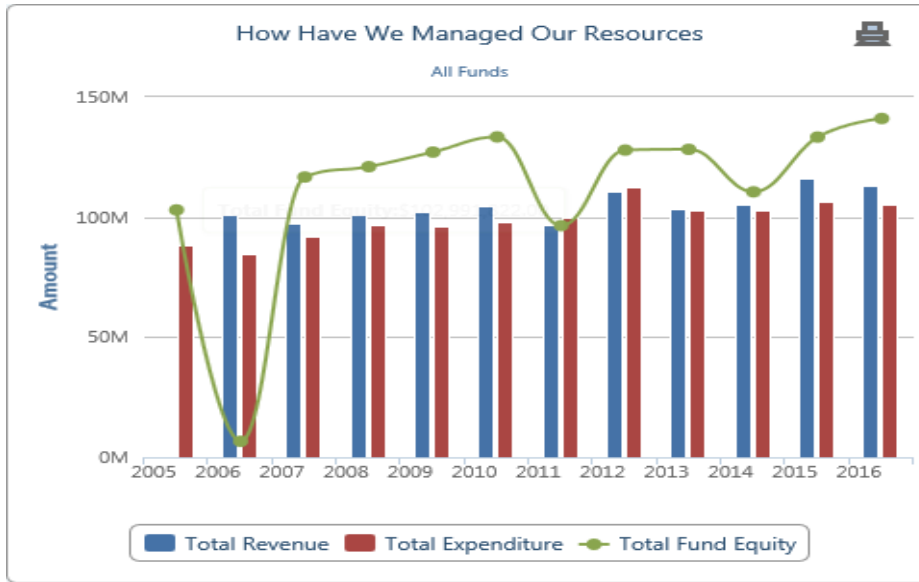
For more details on the Citizens Guide see our website <http://www.co.grand-traverse.mi.us/404/Financial-Dashboard>

For more information on our units finances, contact Heidi Scheppe, Treasurer at (231) 922-4740

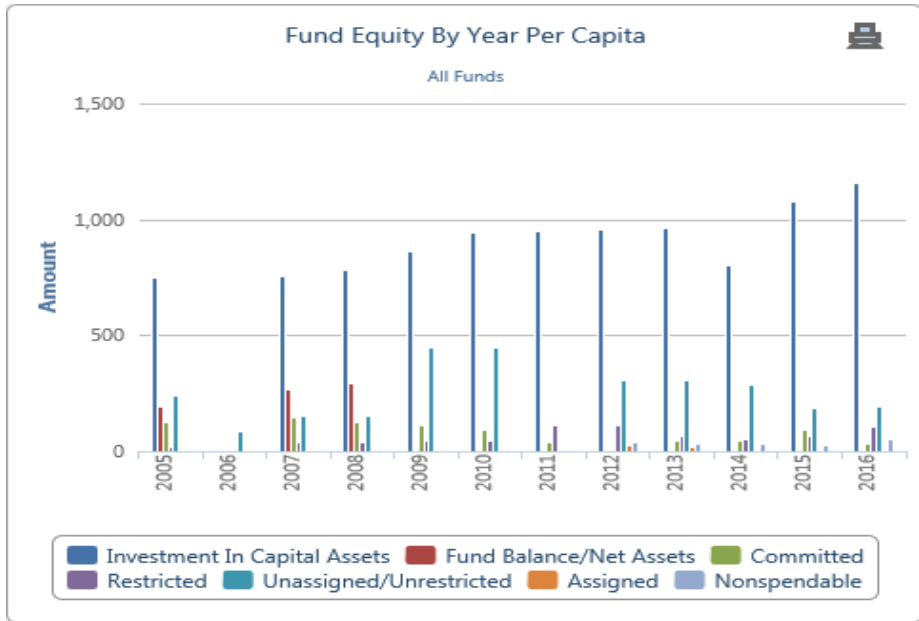
**CITIZEN'S GUIDE TO LOCAL UNIT FINANCES – Grand Traverse County (28-0000)**

**FINANCIAL POSITION**

1. How have we managed our governmental fund resources (fund balances)



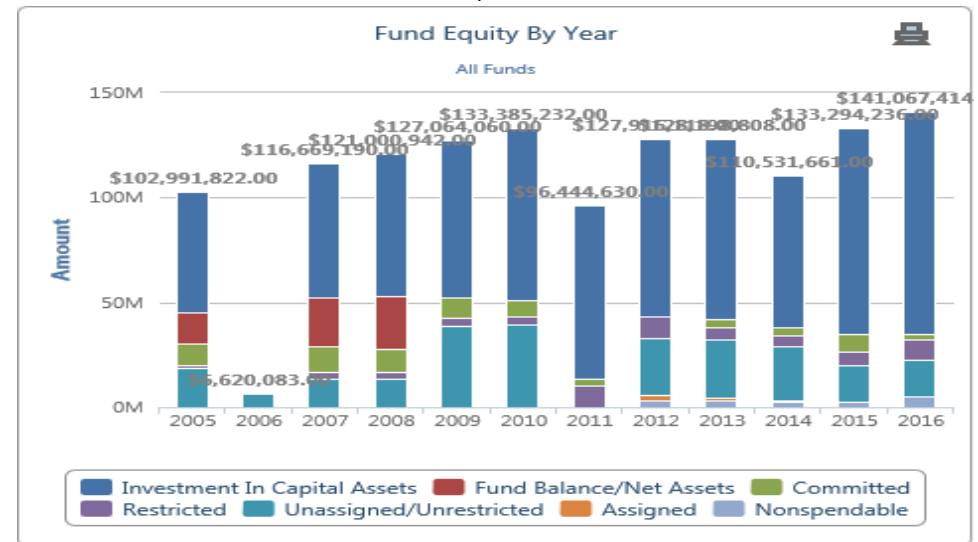
2. Fund Balance per capita



3. Compared to the prior year

	2015 Data	2016 Data	% Change
<b>Revenue/Expenditure</b>			
Revenue	\$115,942,686	\$113,143,763	-2.41 %
Expenditure	\$106,186,487	\$105,370,585	-0.77 %
Surplus (shortfall)	\$9,756,199	\$7,773,178	-20.33 %
<b>Fund Equity By Component</b>			
Investment In Capital Assets	\$98,071,777	\$105,988,932	8.07 %
Committed	\$8,708,721	\$2,969,958	-65.90 %
Restricted	\$6,330,141	\$9,520,090	50.39 %
Unassigned/Unrestricted	\$17,278,909	\$17,648,299	2.14 %
Assigned	\$500,000	\$0	-100.00 %
Nonspendable	\$2,404,688	\$4,940,135	105.44 %
<b>Total Fund Equity</b>	<b>\$133,294,236</b>	<b>\$141,067,414</b>	<b>5.83 %</b>

4. Historical Trend of individual components

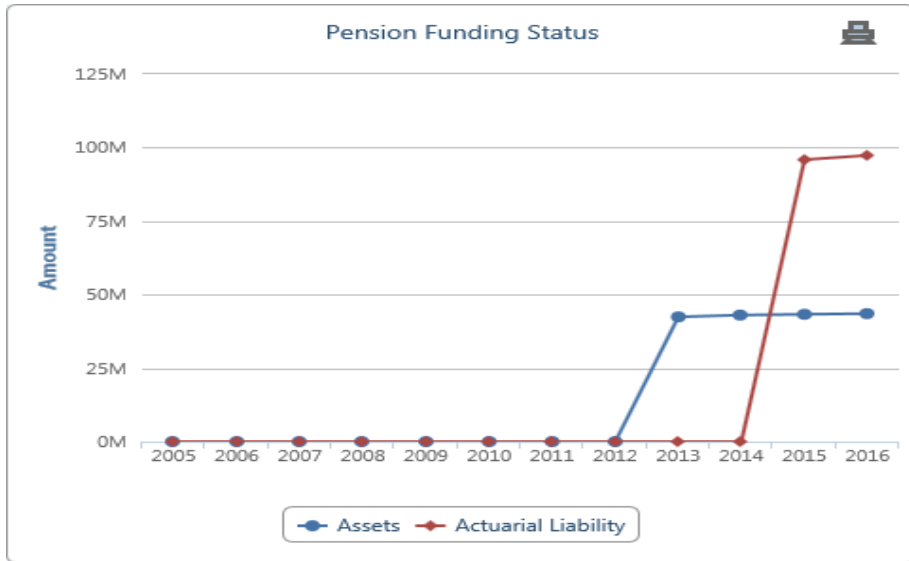


For more details on the Citizens Guide see our website <http://www.co.grand-traverse.mi.us/404/Financial-Dashboard>

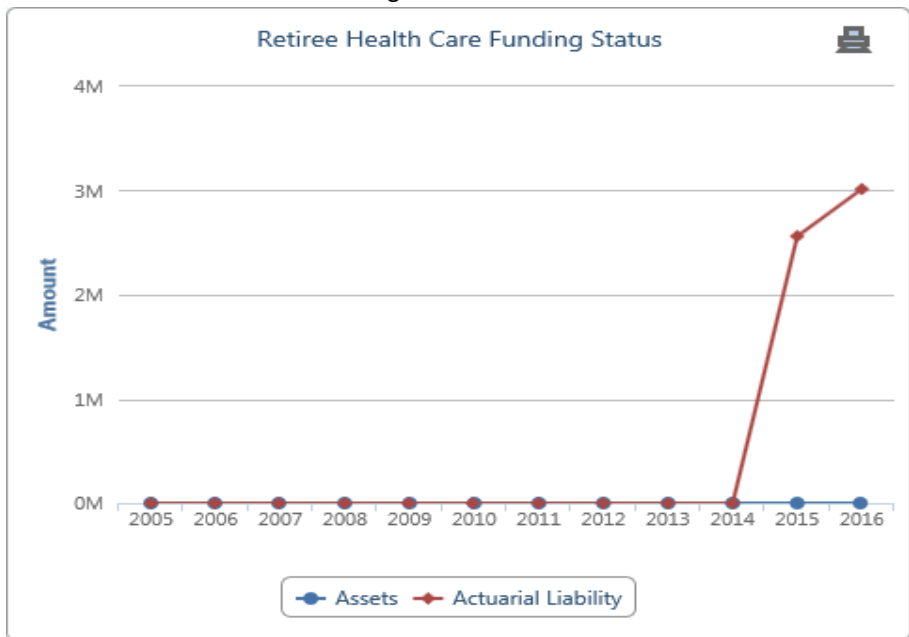
For more information on our units finances, contact Heidi Scheppe, Treasurer at (231) 922-4740

**CITIZEN'S GUIDE TO LOCAL UNIT FINANCES – Grand Traverse County (28-0000)**

**1. Pension funding status**



**2. Retiree Health care funding status**

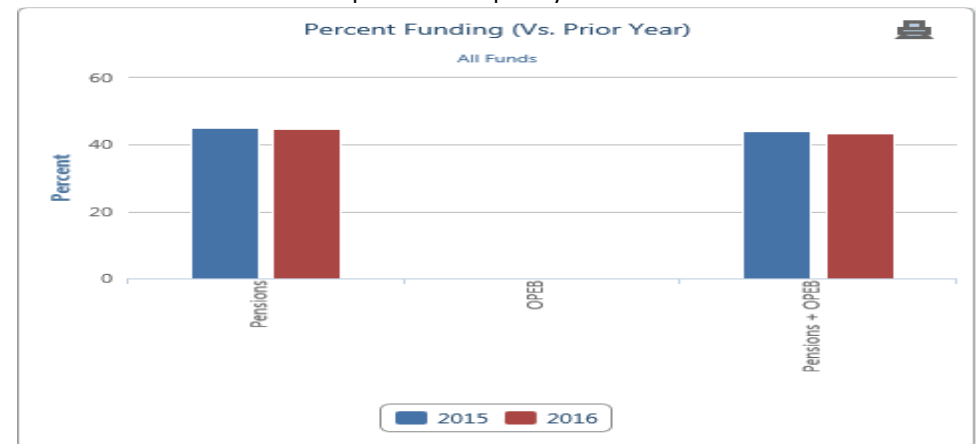


**OTHER LONG TERM OBLIGATIONS**

**3. Funding change compared to prior year**

	2015 Data	2016 Data	% Change
<b>Pensions</b>			
Assets	\$43,314,958	\$43,552,384	0.55 %
Actuarial Liability	\$95,902,694	\$97,374,366	1.53 %
<b>Overfunded (Unfunded)</b>	<b>(\$52,587,736)</b>	<b>(\$53,821,982)</b>	<b>-2.35 %</b>
Percent Funded	45.17 %	44.73 %	-0.97 %
<b>Other Post Employee Benefits</b>			
Assets	\$0	\$0	0.00 %
Actuarial Liability	\$2,563,066	\$3,015,498	17.65 %
<b>Overfunded (Unfunded)</b>	<b>(\$2,563,066)</b>	<b>(\$3,015,498)</b>	<b>-17.65 %</b>
Percent Funded	0.00 %	0.00 %	0.00 %
<b>Sum Of All Pensions &amp; OPEB</b>			
Assets	\$43,314,958	\$43,552,384	0.55 %
Actuarial Liability	\$98,465,760	\$100,389,864	1.95 %
<b>Overfunded (Unfunded)</b>	<b>(\$55,150,802)</b>	<b>(\$56,837,480)</b>	<b>-3.06 %</b>
Percent Funded	43.99 %	43.38 %	-1.38 %

**4. Percent funded – compared to the prior year**



For more details on the Citizens Guide see our website <http://www.co.grand-traverse.mi.us/404/Financial-Dashboard>

For more information on our units finances, contact Heidi Scheppe, Treasurer at (231) 922-4740